



Cheese is issued in units of pounds.

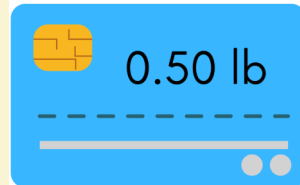
You can buy packages of cheese between 8 oz – 16 oz.

You cannot buy packages smaller than 8 oz or larger than 16 oz.

If you are allowed 1 pound (lb) of cheese a month:




=



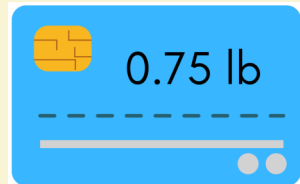
=

.50 lb off your card

You can buy another 8 oz of cheese to use all your benefits.



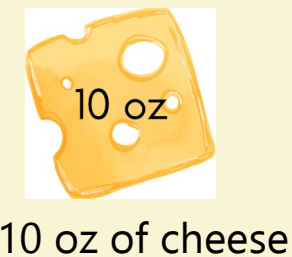
=



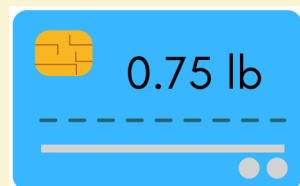
=

.75 lb off your card

You will have 7 oz you cannot use that month.




=



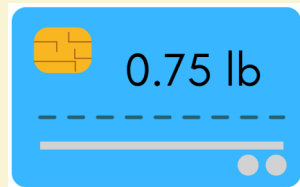
=

.75 lb off your card

You will have 6 oz you cannot use that month.



=




=

.75 lb off your card

You will have 4 oz you cannot use that month.



=



=

1.0 lb off your card

You will have used all your benefits for the month.